



OUTDOOR  LIVING
Retractable Screens

Inspire®


PLEATED RETRACTABLE
SCREEN DOOR



Screen Disappears
into cassette



Design Inspired
pleated screen moves with
a gentle touch and removes
easily for seasonal storage



Wheelchair Accessible
flat bottom for easy access 

Inspire IN100 Single Door

PART NUMBER	STANDARD SIZE		COLOR	PRICE PER UNIT
	WIDTH* trim to fit	HEIGHT		
IN100033981	up to 39"	fits 79"– 81"	<input type="checkbox"/> White	
IN100743981			<input checked="" type="checkbox"/> Brownstone	
IN100693981			<input type="checkbox"/> Adobe	
IN100663981			<input type="checkbox"/> Desert Tan	

* Minimum width: 12"

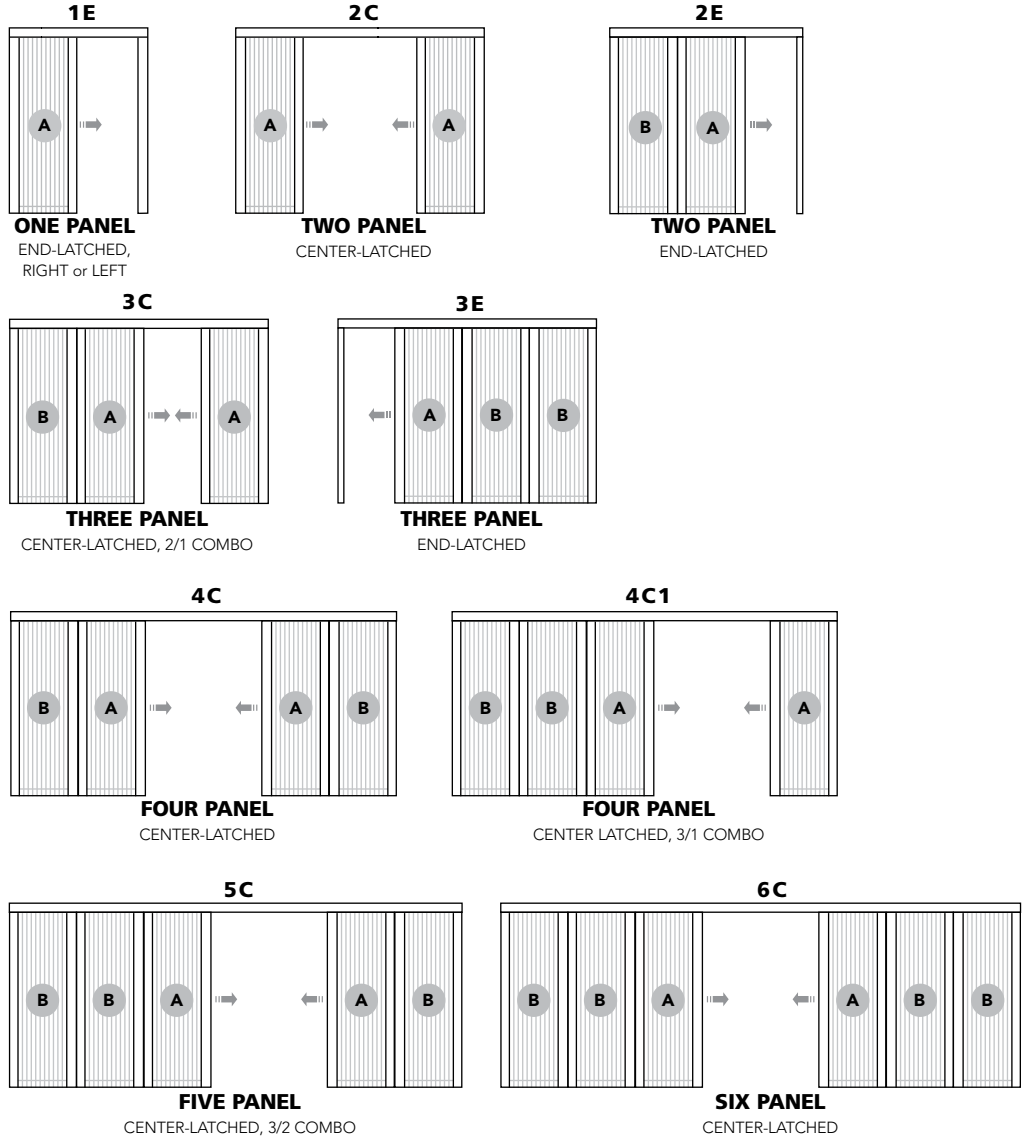
- **Self-adjusting** to fit uneven openings
- **Smooth, easy operation** with the touch of a finger
- **Wheelchair accessible** with flat bottom guide
- **Cassette is removable** for seasonal storage
- **Low Maintenance** screen is protected by cassette
- **Powder-coated finish** is attractive and durable
- **Easy to install** with fully assembled no-cut cassette
- **Elegant** pleated screen folds away
- **Die-cast** metal handle
- **Five year warranty** on all mechanical parts

COLOR



OPENING CONFIGURATIONS • VIEW FROM THE OUTSIDE

Inspire (Single, Double, Multi) CUSTOM SIZE		
WIDTH PER PANEL Min-Max	HEIGHT PER PANEL Min-Max	PRICE PER PANEL *
	22" – 84"	
up to 63"	84-1/8" – 96"	
	96-1/8" – 114"	
	114-1/8" – 125" <i>For larger openings, call for quote</i>	



- * For double or multi options, price listed is per panel.
- When ordering: provide the net finished opening dimension, color, total number of desired screen panels and directional preference as viewed from outside.
- Panels may be combined to accommodate larger openings but must be ordered using open configurations as shown (1E – 6C). Maximum number of panels per opening: 3 from right / 3 from left = 6 TOTAL PANELS UP TO 31.5 ft.
- The height of a screen panel must be at least 10" taller than width.

LEGEND

- A** END PANEL WITH SEAL
- B** PANEL WITH CONNECTOR



PART NUMBER	MAX. OPENING	COLOR	PRICE	OVERSIZE CUSTOM
L081034284	42" x 84" Trim to Fit	<input type="checkbox"/> White		Greater than 126 united opening inches _____ UNITED INCHES x .75 = PRICE width + height = united inches
L081744284		<input checked="" type="checkbox"/> Brownstone		
L081694284		<input type="checkbox"/> Adobe		
L081054284		<input type="checkbox"/> Black		
L081664284		<input type="checkbox"/> Desert Tan		



OUTDOOR  LIVING
Retractable Screens

Escape[®]

RETRACTABLE
SCREEN DOOR



Screen Disappears
into slim cassette



Smooth Operation
screen moves with a gentle
touch and features slam-proof
hydraulic breaking



Sill Transition System
avoids tripping



- **Self-adjusting** to fit uneven openings
- **Quiet, easy operation** with smooth glide track
- **Easy to install yourself**
- **Sill transition system** (Escape 100 & 200)
- **Die cast metal handle** (Escape 100 & 200)

- **Completely assembled**, no cut cassette (Escape 100 & 200)
- **Screen disappears** into cassette when not in use
- **Durable mesh screen** resists tearing
- **Speed reducer** provides controlled retraction
- **Five year warranty** on all mechanical parts

Escape 100 Single Door

PART NUMBER	STANDARD SIZE		COLOR	PRICE PER UNIT
	WIDTH* trim to fit	HEIGHT		
E100033981	up to 39"	fits 79" – 81"	<input type="checkbox"/> White	
E100743981			<input checked="" type="checkbox"/> Brownstone	
E100693981			<input type="checkbox"/> Adobe	
E100663981			<input type="checkbox"/> Desert Tan	
E100034893	up to 48"	fits 91" – 93"	<input type="checkbox"/> White	
E100744893			<input checked="" type="checkbox"/> Brownstone	
E100694893			<input type="checkbox"/> Adobe	
E100664893			<input type="checkbox"/> Desert Tan	

* Minimum width: 20"

Escape 100 Single Door – CUSTOM SIZE

WIDTH Min-Max	HEIGHT Min-Max	COLOR	PRICE PER UNIT
20" – 60"	36" – 84"	<input type="checkbox"/> White	
		<input checked="" type="checkbox"/> Brownstone	
		<input type="checkbox"/> Adobe	
		<input type="checkbox"/> Desert Tan	
20" – 60"	84-1/8" – 96"	<input type="checkbox"/> White	
		<input checked="" type="checkbox"/> Brownstone	
		<input type="checkbox"/> Adobe	
		<input type="checkbox"/> Desert Tan	

Escape 200 Double Door

PART NUMBER	STANDARD SIZE		COLOR	PRICE PER UNIT
	WIDTH* trim to fit	HEIGHT		
E200038481	up to 84"	fits 79" – 81"	<input type="checkbox"/> White	
E200748481			<input checked="" type="checkbox"/> Brownstone	
E200698481			<input type="checkbox"/> Adobe	
E200668481			<input type="checkbox"/> Desert Tan	
E200039693	up to 96"	fits 91" – 93"	<input type="checkbox"/> White	
E200749693			<input checked="" type="checkbox"/> Brownstone	
E200699693			<input type="checkbox"/> Adobe	
E200669693			<input type="checkbox"/> Desert Tan	

* Minimum width: 30"

Escape 200 Double Door – CUSTOM SIZE

WIDTH Min-Max	HEIGHT Min-Max	COLOR	PRICE PER UNIT
30" – 96"	36" – 84"	<input type="checkbox"/> White	
		<input checked="" type="checkbox"/> Brownstone	
		<input type="checkbox"/> Adobe	
		<input type="checkbox"/> Desert Tan	
30" – 96"	84-1/8" – 96"	<input type="checkbox"/> White	
		<input checked="" type="checkbox"/> Brownstone	
		<input type="checkbox"/> Adobe	
		<input type="checkbox"/> Desert Tan	

Escape 800 Garage, Porch, Gazebo (Pull down; trim to fit)

PART NUMBER	STANDARD SIZE		COLOR	PRICE PER UNIT
	WIDTH	HEIGHT		
E800039696	30" – 96"	up to 96"	<input type="checkbox"/> White	
E800749696			<input checked="" type="checkbox"/> Brownstone	
E800699696			<input type="checkbox"/> Adobe	
E8000310896	96-1/8" – 108"	up to 96"	<input type="checkbox"/> White	
E8007410896			<input checked="" type="checkbox"/> Brownstone	
E8006910896			<input type="checkbox"/> Adobe	

Escape 800 (sizes continued)

PART NUMBER	STANDARD SIZE		COLOR	PRICE PER UNIT
	WIDTH	HEIGHT		
E8000312096	108-1/8" – 120"	up to 96"	<input type="checkbox"/> White	
E8007412096			<input checked="" type="checkbox"/> Brownstone	
E8006912096			<input type="checkbox"/> Adobe	
E8000319296	120-1/8" – 192"	up to 96"	<input type="checkbox"/> White	
E8007419296			<input checked="" type="checkbox"/> Brownstone	
E8006919296			<input type="checkbox"/> Adobe	



OUTDOOR  LIVING
Retractable Screens

Comfort Breeze

RETRACTABLE SCREEN DOOR



Screen Disappears
into slim cassette



Quiet Operation
Smooth retractable screen



Comfort Breeze

VERTICAL • PULL-DOWN
RETRACTABLE SCREEN DOOR




- **Screen disappears** when not in use
- **Easy to install yourself**
- **Fits any existing door**
- **Quiet, smooth** operation
- **Protects** against airborne pests
- **Speed reducer** provides controlled retraction
- **Low-maintenance** – screen is protected by cassette
- **Powder-coated finish** is attractive and durable
- **One year warranty** on all mechanical parts

Comfort Breeze BR100 Single Door


PART NUMBER	STANDARD SIZE		COLOR	PRICE PER UNIT
	WIDTH	HEIGHT		
BR100034084	fits 25-1/4" – 40"	fits 12" – 84"	<input type="checkbox"/> White	
BR100744084			<input checked="" type="checkbox"/> Brownstone	
BR100694084			<input type="checkbox"/> Adobe	




FITS THESE DOOR STYLES



SINGLE DOOR



DOUBLE HINGED DOOR




DOUBLE SLIDING DOOR



OUTDOOR  LIVING
Retractable Screens

NatureVue

RETRACTABLE WINDOW SCREEN



Screen Disappears
into slim cassette



Quiet Operation
Smooth retractable screen

- **Choose from two screen options:**
BetterVue™ low visibility screen virtually disappears
Solar Screen controls harsh sun rays
- **Smooth, quiet operation**
- **Enjoy an unobstructed view**
- **Easy to install yourself**
- **Screen expands** upon impact for safety
- **Thick insect piling** keeps bugs out

- **Speed reducer** provides controlled retraction
- **Low maintenance** - screens are protected by cassette
- **Powder-coated finish** is attractive and durable
- **Easy, custom sizing** - fits most windows
- **Screen disappears** when not in use
- **Rust-proof spring** ensures long-lasting operation
- **Five year warranty** on all mechanical parts

NatureVue NV100 Window Screen

BetterVue™ Low Visibility Screen

PART NUMBER	STANDARD SIZE		COLOR	PRICE PER UNIT
	FITS OPENING WIDTHS	FITS OPENING HEIGHTS		
NV100032672	16-1/2" – 26"	12" – 72"	<input type="checkbox"/> White	
NV100742672			<input checked="" type="checkbox"/> Brownstone	
NV100692672			<input type="checkbox"/> Adobe	
NV100662672			<input type="checkbox"/> Desert Tan	

NV100033072	26-1/8" – 30"	12" – 72"	<input type="checkbox"/> White	
NV100743072			<input checked="" type="checkbox"/> Brownstone	
NV100693072			<input type="checkbox"/> Adobe	
NV100663072			<input type="checkbox"/> Desert Tan	

NV100033672	30-1/8" – 36"	12" – 72"	<input type="checkbox"/> White	
NV100743672			<input checked="" type="checkbox"/> Brownstone	
NV100693672			<input type="checkbox"/> Adobe	
NV100663672			<input type="checkbox"/> Desert Tan	

NV100034872	36-1/8" – 48"	12" – 72"	<input type="checkbox"/> White	
NV100744872			<input checked="" type="checkbox"/> Brownstone	
NV100694872			<input type="checkbox"/> Adobe	
NV100664872			<input type="checkbox"/> Desert Tan	

NatureVue NV2030 Window Screen

Solar Control Fabric

PART NUMBER	STANDARD SIZE		COLOR	PRICE PER UNIT
	FITS OPENING WIDTHS	FITS OPENING HEIGHTS		
NV2030032672	16-1/2" – 26"	12" – 72"	<input type="checkbox"/> White	
NV2030742672			<input checked="" type="checkbox"/> Brownstone	
NV2030692672			<input type="checkbox"/> Adobe	
NV2030662672			<input type="checkbox"/> Desert Tan	

NV2030033072	26-1/8" – 30"	12" – 72"	<input type="checkbox"/> White	
NV2030743072			<input checked="" type="checkbox"/> Brownstone	
NV2030693072			<input type="checkbox"/> Adobe	
NV2030663072			<input type="checkbox"/> Desert Tan	

NV2030033672	30-1/8" – 36"	12" – 72"	<input type="checkbox"/> White	
NV2030743672			<input checked="" type="checkbox"/> Brownstone	
NV2030693672			<input type="checkbox"/> Adobe	
NV2030663672			<input type="checkbox"/> Desert Tan	

NV2030034872	36-1/8" – 48"	12" – 72"	<input type="checkbox"/> White	
NV2030744872			<input checked="" type="checkbox"/> Brownstone	
NV2030694872			<input type="checkbox"/> Adobe	
NV2030664872			<input type="checkbox"/> Desert Tan	

NatureVue Window Screen – CUSTOM SIZE

WIDTH Min-Max	HEIGHT Min-Max	NV100	NV2030 Solar
16-1/2" – 60"	12" – 72"		
60-1/8" – 72"			
16-1/2" – 60"	72-1/8" – 90"		N/A
60-1/8" – 72"			

