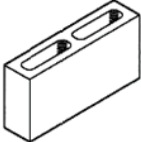
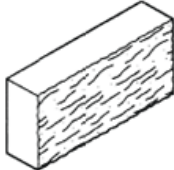
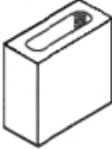
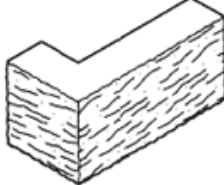
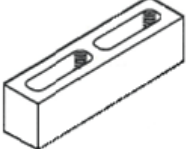
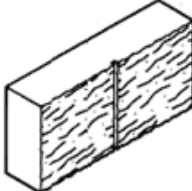
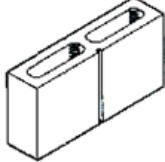
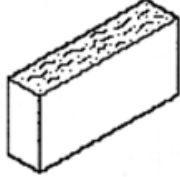
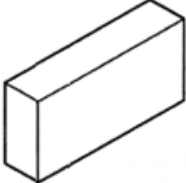
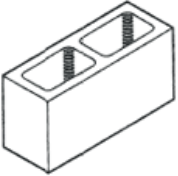
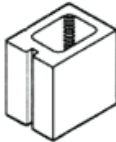
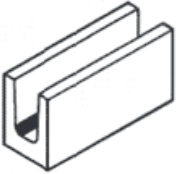


Available in Lightweight or Heavyweight

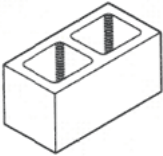
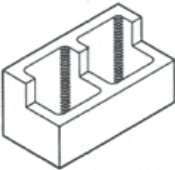

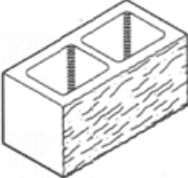
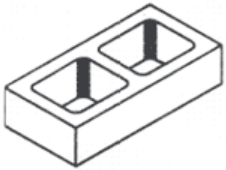
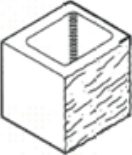
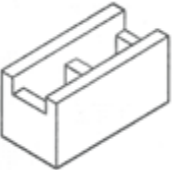
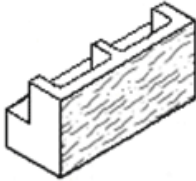
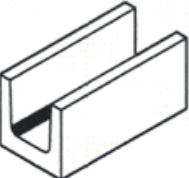
4 inch Concrete Masonry Units

	<u>Common Name</u> <u>Dimensions</u>		<u>Common Name</u> <u>Dimensions</u>
	4" Partition 4 x 8 x 16		4" Solid Split-face 4 x 8 x 16
	4" Partition Half 4 x 8 x 8		4" Solid Split-face Corner 4 x 8 x 16
	4" Partition Half-Hi 4 x 4 x 16		4" Solid Split-face SOS 4 x 8 x 16
	4" Partition SOS 4 x 8 x 16		4" Solid Split-face (4" Side) 4 x 8 x 16
	4" Solid Cap 4 x 8 x 16		

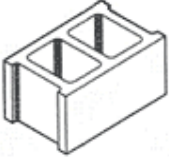
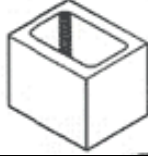
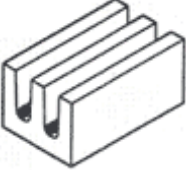
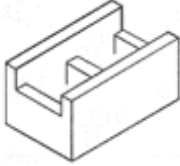
6 inch Concrete Masonry Units

	<u>Common Name</u> <u>Dimensions</u>		<u>Common Name</u> <u>Dimensions</u>
	6" Regular 6 x 8 x 16		6" Half 6 x 8 x 8
	6" Bond Beam 6 x 8 x 16		

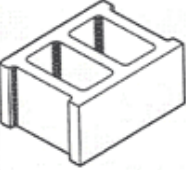
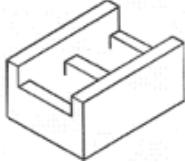
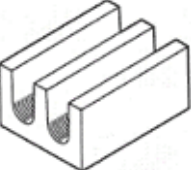
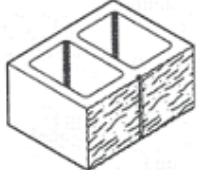
8 inch Concrete Masonry Units

	<u>Common Name</u> <u>Dimensions</u>		<u>Common Name</u> <u>Dimensions</u>
	8" Regular 8 x 8 x 16		8" Open Perimeter <i>(also available Solid)</i> 8 x 8 x 16
	8" Half 8 x 8 x 8		8" Regular Split-face 8 x 8 x 16
	8" Half-Hi 8 x 4 x 16		8" Split-face Half 8 x 8 x 8
	8" Restricted Bond Beam 8 x 8 x 16		8" Split-face Open Perimeter 8 x 8 x 16
	8" Bond Beam 8 x 8 x 16		

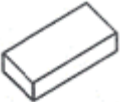
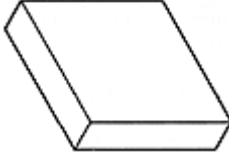


10 inch Concrete Masonry Units

	<u>Common Name</u> <u>Dimensions</u>		<u>Common Name</u> <u>Dimensions</u>
	10" Regular 10 x 8 x 16		10" Half 10 x 8 x 8
	10" Bond Beam 10 x 8 x 16		10" Restricted Bond Beam 10 x 8 x 16

12 inch Concrete Masonry Units

	<u>Common Name</u> <u>Dimensions</u>		<u>Common Name</u> <u>Dimensions</u>
	12" Regular 12 x 8 x 16		12" Restricted Bond Beam 12 x 8 x 16
	12" Bond Beam 12 x 8 x 16		12" Regular Split-face 12 x 8 x 16

Other Common Concrete Masonry Units

	<u>Common Name</u> <u>Dimensions</u>		<u>Common Name</u> <u>Dimensions</u>
	2" Solid * 2 x 8 x 16		16" Pier Pad 4 x 16 x 16
	3" Solid * 3 x 8 x 16		Concrete Block <i>Hoggin Brick</i> 3 x 5 x 8

- Only Heavyweight kept in stock

We also produce and keep in stock several sizes of Single-Bullnose, Double-Bullnose, Double-Bullnose Same Side, and other miscellaneous block. If you don't see what you need, chances are we have it, or can make it.